

Your guide to voting in the 2020 General Election and referendums.



ELECTORAL COMMISSION
TE KAITIAKI TAKE KŌWHIRI

E231



Understand what to expect and how to vote in 2020.

Make sure you're enrolled and your details are up to date.

To vote, you need to be enrolled. You must enrol if you are 18 years or older, a New Zealand citizen or a permanent resident, and you've lived in New Zealand continuously for 12 months or more at some time in your life.



Enrol early to make voting quick and easy

If you're enrolled by Sunday 16 August, you'll get an EasyVote pack in the mail about 2 weeks before election day.

Your EasyVote pack will tell you where and when you can vote, and who you can vote for. Your pack will also include your personalised EasyVote card, which makes voting faster and easier.

You can enrol after 16 August, including on election day, but you won't get your EasyVote card. You'll also need to cast a special vote which takes longer.



Enrol, check or update your details online

It's easy to enrol, check or update your details online using your New Zealand driver licence, New Zealand passport or RealMe verified identity. Go to vote.nz

You can also enrol at any voting place from 5 September or ask for an enrolment form in one of these ways:

- Call **0800 36 76 56**
- Free text your name and address to 3676.



Vote early

Vote early so you spend less time in a queue — you don't need to wait until election day to vote.

Voting opens: 9am on Saturday 5 September
Voting closes: 7pm on election day, Saturday 19 September



Vote locally if you can

It's faster and easier to vote close to home. You can vote at any voting place in Aotearoa, but you may need to fill in an extra form if you vote outside your electorate.



When voting places are open and where to find them

You can enrol and vote in the general election and referendums at any voting place from Saturday 5 September to election day, Saturday 19 September.

On election day, Saturday 19 September, all voting places will be open from 9.00am to 7.00pm.

Information about the locations and opening hours for voting places will be available from Monday 10 August at vote.nz or by calling **0800 36 76 56**. This information will also be included in your EasyVote pack.



You can also vote in two referendums

At this year's general election, you can also vote in two referendums. A referendum is a vote on a question.

You can vote on whether the End of Life Choice Act 2019 should come into force, giving people with a terminal illness the option of requesting assisted dying. You can also vote on whether the recreational use of cannabis should become legal.

Learn more about the referendums at referendums.govt.nz



Where to get more information about enrolling and voting

- Visit vote.nz
- Call **0800 36 76 56**
- Visit facebook.com/voteNZ

If you know someone this information would help, please tell them about it.

Information about enrolling and voting is also available in other languages at vote.nz

How to vote

Voting is slightly different this year, but there'll be plenty of help available.

1 Take a pen and your EasyVote card

You can bring your own pen to mark your voting papers. If you forget, don't worry, there will be pens available.

Take your EasyVote card with you as it will make voting faster. You can still vote if you forget your card or don't have one.



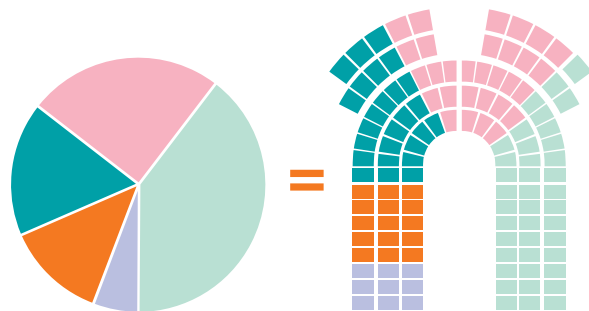
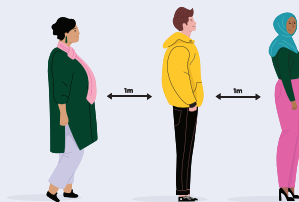
2 Use the hand sanitiser provided

Before you get your voting papers, use the hand sanitiser provided.



3 Follow directions

Election workers at your voting place will show you what to do and where to go. They'll also manage the queues to give voters more space.



This proportion of the party votes = The same proportion of seats in Parliament

4 Vote in the general election


In the general election, you get two votes — a party vote and an electorate vote.

Your party vote

The party vote largely decides the total number of seats each political party gets in Parliament. Parties with a bigger share of the party vote will get more seats in Parliament.

You get to choose from the same list of political parties whether you're on the general roll or Māori roll.

On your voting paper, place a tick by the name of the political party of your choice.




Your electorate vote

Your electorate vote is for choosing the candidate you would like to be the member of Parliament (MP) for the area you live in. The candidate with the most votes in your electorate becomes your electorate MP.

If you're on the Māori roll, you will vote for a candidate standing in a Māori electorate.

If you're on the general roll, you will vote for a candidate standing in a general electorate.

On your voting paper, place a tick by the name of the candidate you would most like to represent your local area.



5 Vote in the referendums

On your voting paper for the referendums, vote by answering the referendum questions. Place a tick next to 'Yes' or 'No'.

Voting in the referendums is optional. You can also choose to vote in only one referendum if you want to.



6 Place your voting papers in the ballot boxes provided

7 Use the hand sanitiser before you leave

On your way out, use the hand sanitiser provided. And that's it — voting done!



Can't get to a voting place?

If getting to a voting place is difficult or not possible, several options are available to make sure you can still vote.

If you're in a rest home and you won't be able to go to a voting place, your local Returning Officer will contact the manager of your rest home to arrange voting services.

If you can't get to a voting place because you are in hospital, from 5 September, a friend or family member can bring you your voting papers.

If you can't get to a voting place you can get help to vote. Find out more at vote.nz or call **0800 36 76 56** to talk over your options.

Voting from overseas

You can enrol and vote from overseas from Wednesday 2 September until 7pm, Saturday 19 September (NZ time).

The easiest and quickest way to vote from overseas is to download and print your voting papers for the general election and referendums at vote.nz

You may also be able to vote at an overseas voting place, or ask for postal voting papers to be sent to you overseas. These options may depend on the COVID-19 situation in your area. Check vote.nz for the latest information about voting from overseas.

If you need help to vote from overseas, please contact us.

Phone from overseas: +64 9 909 4182 (international call rates may apply)

Phone from New Zealand: 0800 36 76 56

Email: overseas@vote.nz



Need help to read or mark your voting papers?

A friend, family member or electoral official can help you to read or mark your voting papers. That person can:

- go behind the voting screen with you
- read out the words and information on the voting papers
- mark the voting papers for you if you ask them to.

They can't tell you who you should vote for in the general election, or how you should vote in the referendums.

If you're blind, partially blind or have a physical disability that means you can't mark your voting papers without help, you can vote using the phone dictation service.

You need to register to use this service. Call **0800 028 028** and select option 1 to register.

You can register from Monday 17 August until Thursday 17 September.

Visit vote.nz to find out more about this service.