


Your guide to voting in the 2023 General Election.



**ELECTORAL
COMMISSION**
TE KAITIAKI TAKE KŌWHIRI

E231 06/23



Understand what to expect and how to vote in 2023.

Make sure you're enrolled and your details are up to date.

To vote, you need to be enrolled. You must enrol if you are 18 years or older, a New Zealand citizen or a permanent resident, and you've lived in New Zealand continuously for 12 months or more at some time in your life.



Enrol, check or update your details online

It's easy to enrol, check or update your details online using your New Zealand driver licence, New Zealand passport or RealMe verified identity.

- Go to [vote.nz](https://www.vote.nz)
- Call **0800 36 76 56**
- Free text your name and address to **3676**



Your EasyVote pack

If you're enrolled by Sunday 10 September, you'll get an EasyVote pack in the mail.

Your EasyVote pack will tell you when you can vote and who you can vote for. Your pack will also include your personalised EasyVote card, which makes voting easier. You can still vote without your EasyVote card, but it may take longer.

If you enrol after Sunday 10 September, including on election day, you won't get your EasyVote card. You'll need to cast a special vote, which takes longer.

Voting opens: 9am on Monday 2 October

Voting closes: 7pm on election day,
Saturday 14 October



When voting places are open and where to find them

You can enrol and vote in the General Election at any voting place from Monday 2 October to election day, Saturday 14 October.

On election day, Saturday 14 October, all voting places will be open from 9am to 7pm.

Information about the locations and opening hours for voting places will be available at [vote.nz](https://www.vote.nz) or by calling **0800 36 76 56** from mid-September.



Where to get more information about enrolling and voting

- Visit [vote.nz](https://www.vote.nz)
- Call **0800 36 76 56**

If this information might be useful to someone you know, please tell them about it.

Information about enrolling and voting is also available in other languages and accessible formats at [vote.nz](https://www.vote.nz)

How to vote

1 Bring your EasyVote card

Take your EasyVote card with you as it will make voting easier. You can still vote if you forget your card or don't have one.



2 There will be someone at the voting place to help you

Election workers at your voting place will show you what to do and where to go.



3 Vote in the general election

In a general election, you get two votes – a party vote and an electorate vote.


Your party vote

Your party vote is for the political party you want to support.

This vote largely decides the total number of seats each political party gets in Parliament. Parties with a bigger share of the party vote will get more seats in Parliament.

You can choose from the same list of political parties whether you're on the general roll or Māori roll.

On your voting paper, place a tick by the name of the political party of your choice.



Your electorate vote

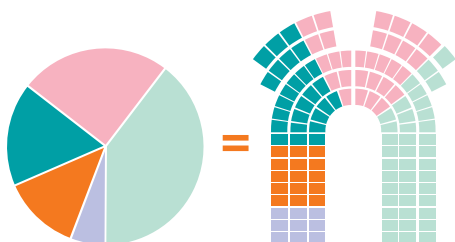

Your electorate vote is to choose the candidate you would like to be the member of Parliament (MP) for the area you live in.

The candidate with the most votes in your electorate becomes your electorate MP. They will represent your local area in Parliament.

If you're on the Māori roll, you will vote for a candidate standing in a Māori electorate.

If you're on the general roll, you will vote for a candidate standing in a general electorate.

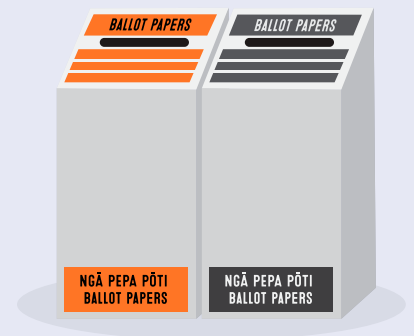
On your voting paper, place a tick by the name of the candidate you would most like to represent your local area.



This proportion of the party votes = The same proportion of seats in Parliament

4 Place your voting paper in the ballot box provided

And that's it — you've voted!



Can't get to a voting place?

If you can't get to a voting place, for example, because of illness, age or disability, you can get help to vote. Find out more at [vote.nz](https://www.vote.nz) or call **0800 36 76 56** to talk over your options.

If you're in a care home, your local Electorate Manager will contact the manager of your care home to arrange voting services.

If you can't get to a voting place because you're in hospital, from Monday 2 October, a friend or family member can bring you your voting papers.

Voting from overseas

If you're voting from overseas, you must be enrolled by midnight Friday 13 October. You can enrol or update your details at [vote.nz](https://www.vote.nz).

You can vote from overseas from Wednesday 27 September until 7pm Saturday 14 October (NZ time).

The easiest and quickest way to vote from overseas is to download and complete your voting paper and then upload it at [vote.nz](https://www.vote.nz).

Phone from overseas: +64 9 909 4182
(international call rates may apply)

Phone from New Zealand: 0800 36 76 56

Need help to read or mark your voting papers?

A friend, family member, or electoral official can help you to read or mark your voting paper. That person can:

- go behind the voting screen with you
- read out the words and information on the voting paper
- mark the voting paper for you if you ask them to.

They can't tell you who you should vote for in the general election.

If you're blind, partially blind or have a physical disability that means you can't mark your voting paper without help, you can vote using the telephone dictation service.

You need to register to use this service. Call **0800 028 028** and select option 1 to register.

You can register from Monday 11 September until noon, Saturday 14 October.

Visit [vote.nz](https://www.vote.nz) to find out more about this service.